



PIC Bone

Imaging in Paediatric Osteomyelitis

April 2025



NEWSLETTER




DATA CLEANING IS COMPLETE!



Great job, PIC Bone team! All Prospective CRFs are complete, and queries are resolved.

Almost 1,650 queries on the Prospective database – and all of them done and dusted! That's an amazing achievement. Huge shoutout to everyone who made it happen!

Thanks to our incredible sites, we're in great shape – we couldn't have done it without you! We're thrilled with how clean the dataset is!



Attention all PIC Bone APIs:



What have you learnt from the API scheme, and would you recommend similar opportunities to your colleagues? We'd love to know your feedback! Please send us your comments at picbone@ndorms.ox.ac.uk



CLOSE OUT CHECKLIST:

The close-out form will be completed on REDCap.

Please ensure that anyone who will be involved in this process remains on the delegation log.

If anyone else on the team needs access to the database, please inform us.

HAPPY EASTER HOLIDAY!



A few words from Tim and Dan...

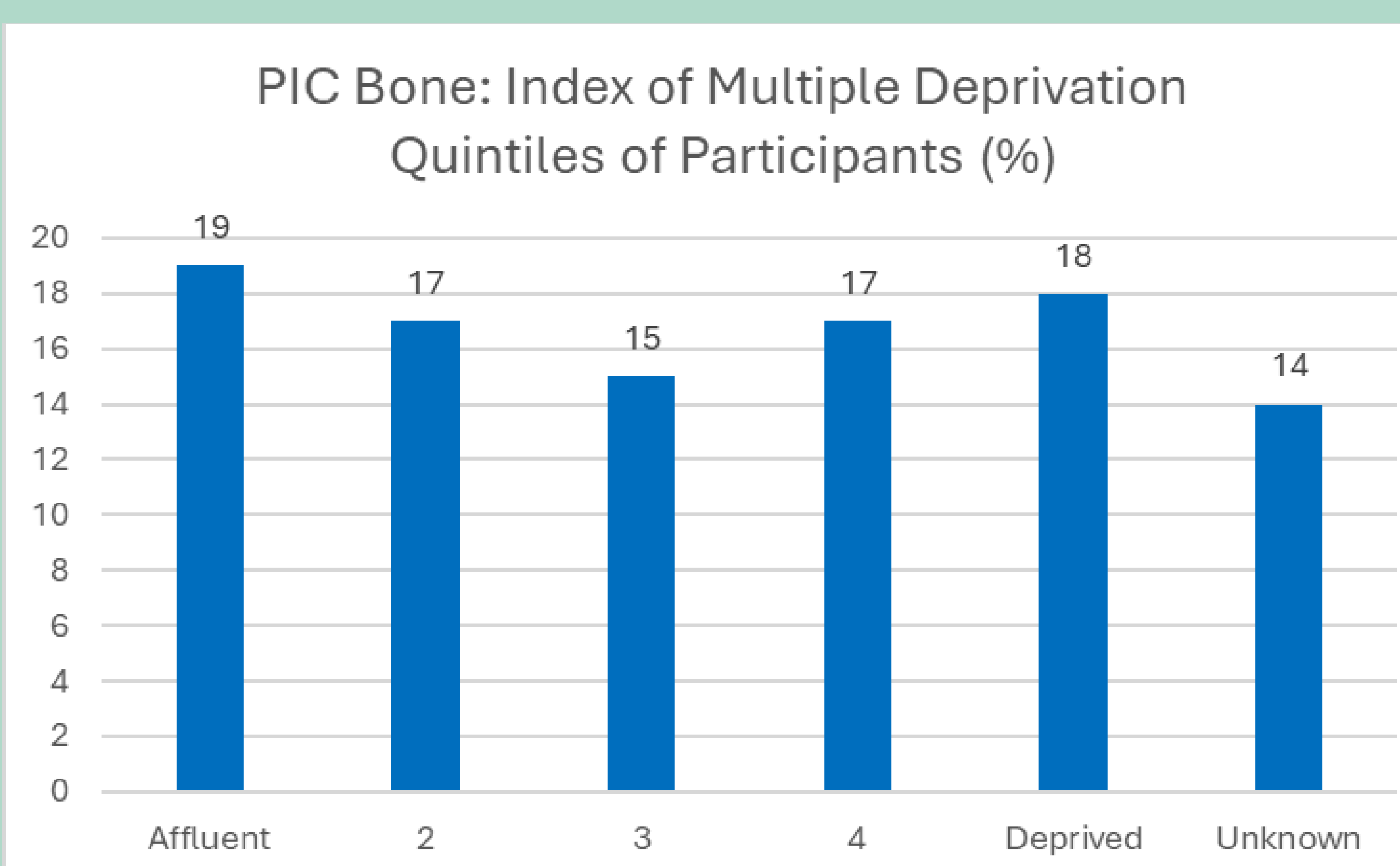
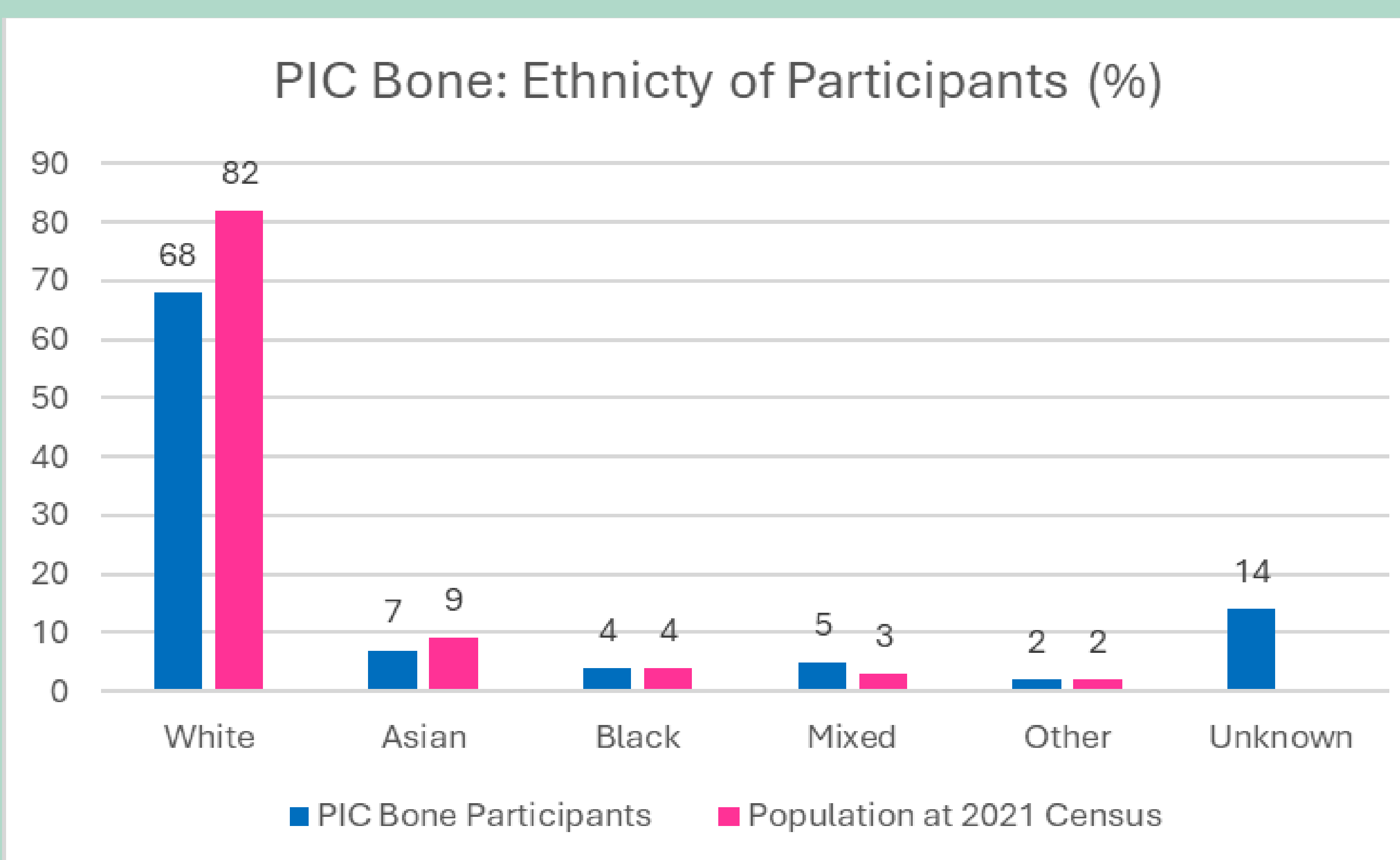
“2025 is a rollercoaster of paediatric orthopaedic research, and PIC Bone will soon be one of the exciting loops on that rollercoaster. Hold onto your hats, the results will be coming soon...”



DIVERSITY IN PIC BONE:

Including diverse groups is crucial for generating robust, reliable, and generalisable results in clinical studies.

We're proud to share that our participant pool reflects UK diversity, ensuring our research remains inclusive and truly representative of the communities we serve:



picbone@ndorms.ox.ac.uk



@PicBone



www.picbone.com



01865 613460